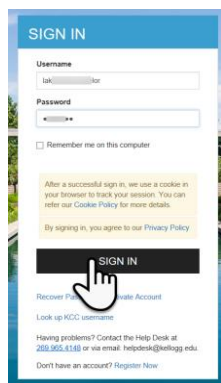



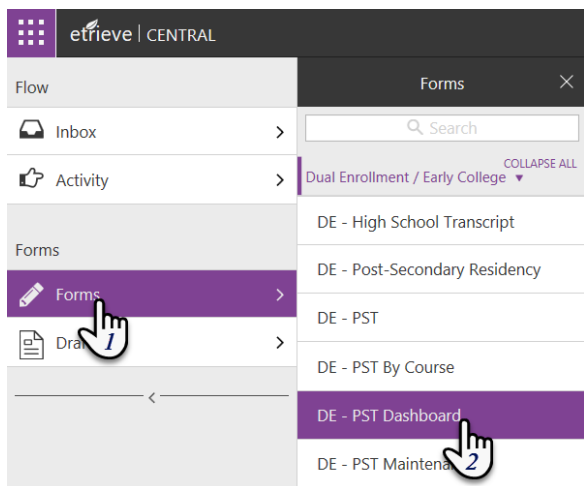
# DE-PST Dashboard

The Dashboard is a resource for high school staff to check on their student authorizations, payment information, registration activity, and final grades.

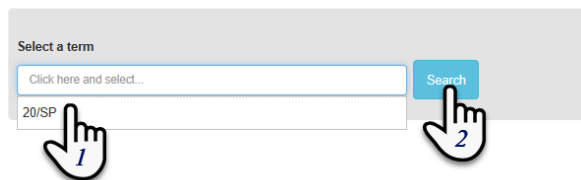
- Go to <https://etcentral.kellogg.edu>, click on the Purple Icon at the bottom of the page to bring up the Ethos login page.
  - Enter the username and password you were given. Click **Sign In** at the bottom of the page.



- Once logged in, click on the **Forms** and select **DE-PST Dashboard**.



- Select a term from the drop-down menu and click **Search**.



- Sort by clicking on the heading (Last Name, First Name, Date-of-Birth etc...)
  - On your keyboard you can press Ctrl + F to use the built-in browser search function, then start typing a student's name.

Last Name	First Name	DOB	Term	Course Name	Section Number	Auth Course Amt	Auth Term Amt	Auth Date	Disauth Date	Final Grade
Mc	A	12/1	20/SP	COMM-101	11	672.00	null	10/28/2019	null	null
Ek	H	10/2	20/SP	MATH-105	null	600.00	null	10/25/2019	null	null
W	EI	6/2	20/SP	BUAD-101	04	672.00	null	11/20/2019	null	null
Da	Ba	01/12	20/SP	ECON-202	90	650.00	null	11/21/2019	null	null

## Still need help, Contact:

**Dual Enrollment** (269) 565-2042  
[dualenrollment@kellogg.edu](mailto:dualenrollment@kellogg.edu)

**Help Desk** (269) 965-4148  
[helpdesk@kellogg.edu](mailto:helpdesk@kellogg.edu)