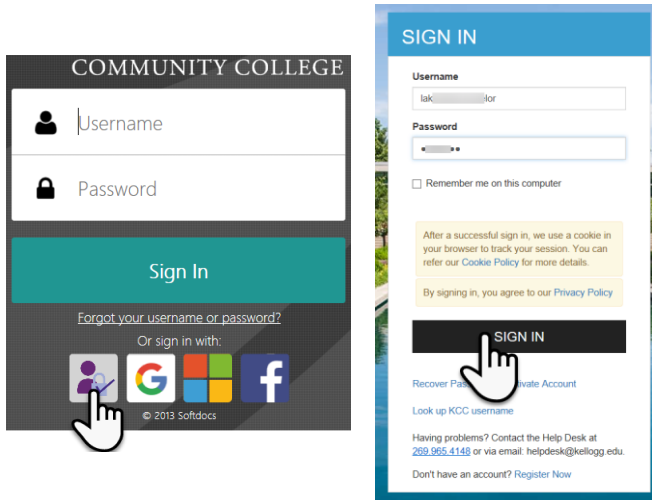
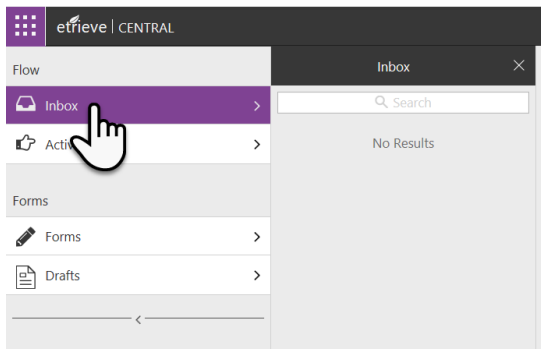


Post-Secondary Tuition – How to Login

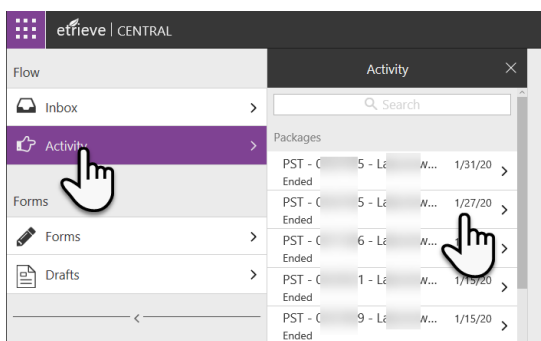
- Go to <https://etcentral.kellogg.edu>, click on the Purple Icon at the bottom of the page to bring up the Ethos login page.
- Enter the username and password you were given. Click **Sign In** at the bottom of the page.



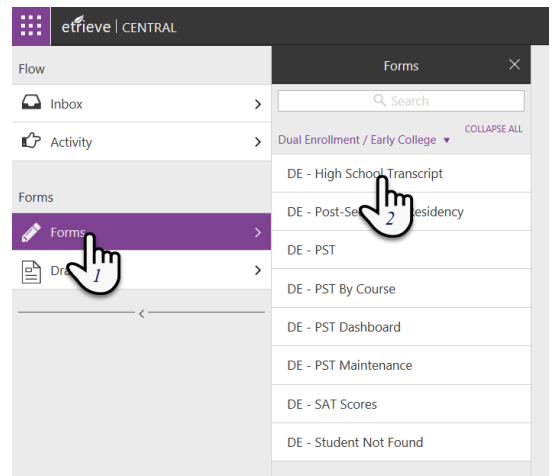
- Ettrieve Central **Inbox**, for any messages.



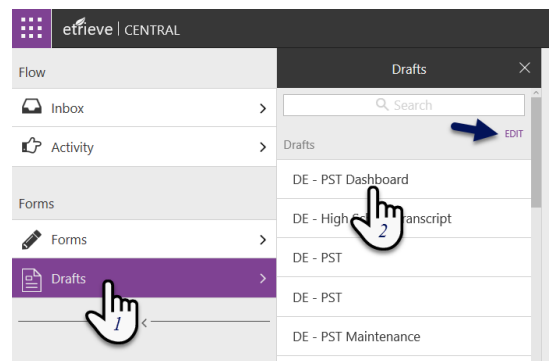
- View recent **Activity** of forms submitted or those forms that have ended. Click on Activity then select the **Package** that you wish to expand.



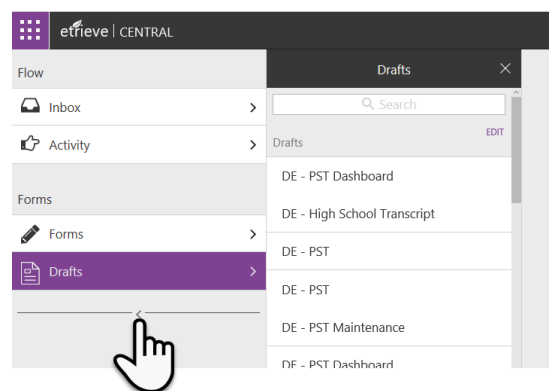
- Select **Forms** to view the available forms, once you click on the form, it will display on the right.



- View **Drafts**, or pick up right where you left off. You may click the **Edit** to delete the drafts



Need more Space? Click on the < icon to collapse the menu.



Still need help, Contact: Help Desk: (269) 965-4148 or helpdesk@kellogg.edu
Dual Enrollment: (269) 565-2042 or dualenrollment@kellogg.edu